


# Balance with Certainty.

ExactechGPS® TKA Pro



Surgeon focused. Patient driven.™ **Exactech®**



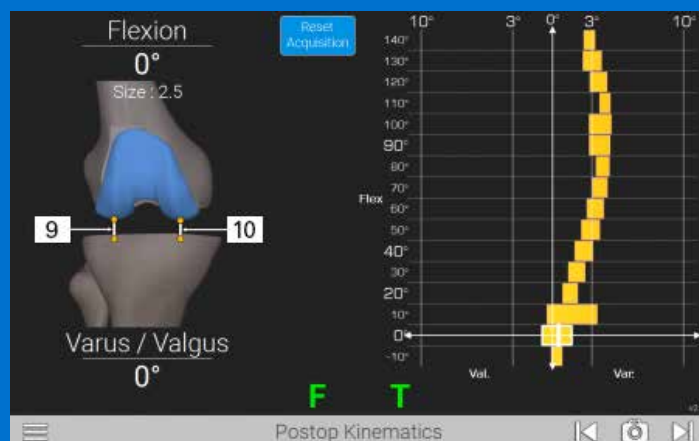
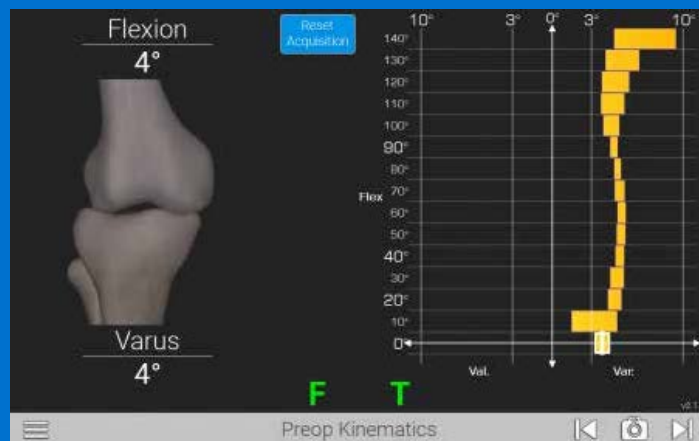
# Customize. Plan. Execute.

You decide the approach, parameters, choice of cutting blocks and surgical workflows. ExactechGPS helps you execute your plan. Introducing ExactechGPS® TKA Pro, a computer-assisted surgical technology that redefines accuracy and reproducibility in total knee arthroplasty. Compact and surgeon-controlled, ExactechGPS offers a new dimension in precise, real-time data—all within reach in the sterile field.

Personalize your plan, adjust to within 1mm and 1 degree, and confirm your cuts.



Visualize your results. Dynamic real-time pre- and post-kinematic graphics displayed on the display screen with maximum varus and valgus at each flexion angle.



## ExactechGPS® TKA Pro

ExactechGPS TKA Pro aligns with your goals for reproducible outcomes with more than 10,000 cases performed across the globe. In a cohort study based on a large collection of technical reports on all total knee arthroplasty cases performed in the entire history of ExactechGPS, the results showed high accuracy and precision in resection alignment with the use of the system by users with varying levels of experience.<sup>1</sup>

ExactechGPS TKA Pro provides a fully customizable experience with advanced options, including:

- Integrated ligament balancing
- Component sizing
- Resection preferences
- Rotation guidance
- Anatomical acquisitions
- Planning, guidance and validation
- Integrated with all Exactech CR and PS knee implants



**ExactechGPS**  
Guided Personalized Surgery

## Control Your Destination. Three Knee Applications Are Within Your Reach.

ExactechGPS supports your goals for reproducible outcomes and efficiency in the O.R. Whether you are performing a primary total knee arthroplasty procedure or a complex revision case, ExactechGPS accommodates your surgical preferences and soft tissue balancing objectives with three application options: TKA Plus, TKA Pro and RTKA. Anatomical landmark registration is

performed intra-operatively and real-time data is displayed within seconds, eliminating the need for a CT scan. A large touch screen with proprietary cameras and active trackers are all located within reach in the sterile field. ExactechGPS allows you to plan, adjust and resect to within 1 degree and 1mm of precision<sup>2</sup>, creating an empowering surgical experience.

### REFERENCES

1. **Yifei Dai et al.** Total Knee Arthroplasty Using a Contemporary Computer Assisted Surgical System: A Review of Resection Alignment on 8,000 Clinical Cases. ORS 2018 Best Implant Poster Award.
2. **Angibaud LD et al.** Evaluation of the Accuracy and Precision of a Next Generation Computer-Assisted Surgical System. *Clin Orthop Surg.* 2015.\*

*\*In vitro (bench) test results may not necessarily be indicative of clinical performance*